



**GREAT AMERICAN
CAMPOUT™**

Camping Fun with Ranger Rick

Camping is a great way to connect to wildlife and the natural world.

Look closer at the amazing things that are right outside your tent or RV. Join in the National Wildlife Federation's Great American Campout™. From May to October, pledge to camp and enter to win great camping themed prizes.

Learn more at nwf.org/campout

Here are some great activities to get you and your family out exploring and learning about the wildlife around them.



Alphabet Hike

Find various items with names that begin with each letter of the alphabet. Go in order from A to Z.

Search for Animal Homes

Discover the many different types of animal homes.

MATERIALS

- o Animal Homes Hike print-outs
- o Pencil or crayon
- o Clipboard
- o Sketchbook (optional)
- o Camera (optional)

WHAT YOU DO

1. Start hiking and make sure to bring the animal homes check list.

2. Keep track of which animal's homes you see. Please make sure to leave the homes where you find them! Color in the animal homes.

3. Look at the handiwork of wildlife. Some animal homes take hours of work. If you find a bird's nest for example, look at all the tiny bits they put together to make it. Do you recognize anything that is man-made?

Keep your Animal Homes print-outs with you when you travel.

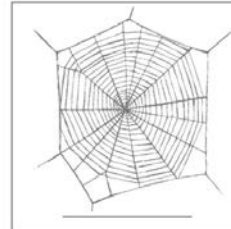
Consider bringing your animal homes print-outs the next time you can visit one.

Animal Homes Hike

Directions: Place a tally mark below the animal home each time you observe it on your hike.



Nest



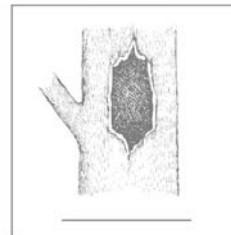
Web



Hive




Brush Pile




Tree Hollow



Rock Pile



Mound, or Hole in Ground



Crevice, or Cave



Pond, Stream, or Lake

Nature Scavenger Hunt

DIRECTIONS:

With a partner, try to find each of the items listed below. If the item has the word "collect" next to it, you may put the item into your bag. If the item has the words "describe and note location" next to it, write where you found the item, but do not remove it!

<p>A blade of grass longer than your index finger (collect)</p> 	<p>An acorn cap (collect)</p> 	<p>A leaf on the ground (collect)</p> 	<p>A pine cone (collect)</p> 
<p>A few pine needles (collect)</p> 	<p>A twig longer than your thumb (collect)</p> 	<p>Moss on the side of a building (describe and note location)</p> 	<p>Fungi (describe and note location)</p> 
<p>Signs of a spider or a spider itself (describe and note location)</p> 	<p>An ant hill (describe and note location)</p> 	<p>Plants or insects in a sidewalk crack (describe and note location)</p> 	<p>Signs of birds or birds themselves (describe and note location)</p> 
<p>Signs of amphibians or reptiles or the animals themselves (describe and note location)</p> 	<p>Signs of mice, squirrels or other small animals or the animals themselves (describe and note location)</p> 	<p>Signs of larger mammals or the mammals themselves (describe and note location)</p> 	<p>Two different kinds of seeds (collect)</p> 



**GREAT AMERICAN
CAMPOUT™**

